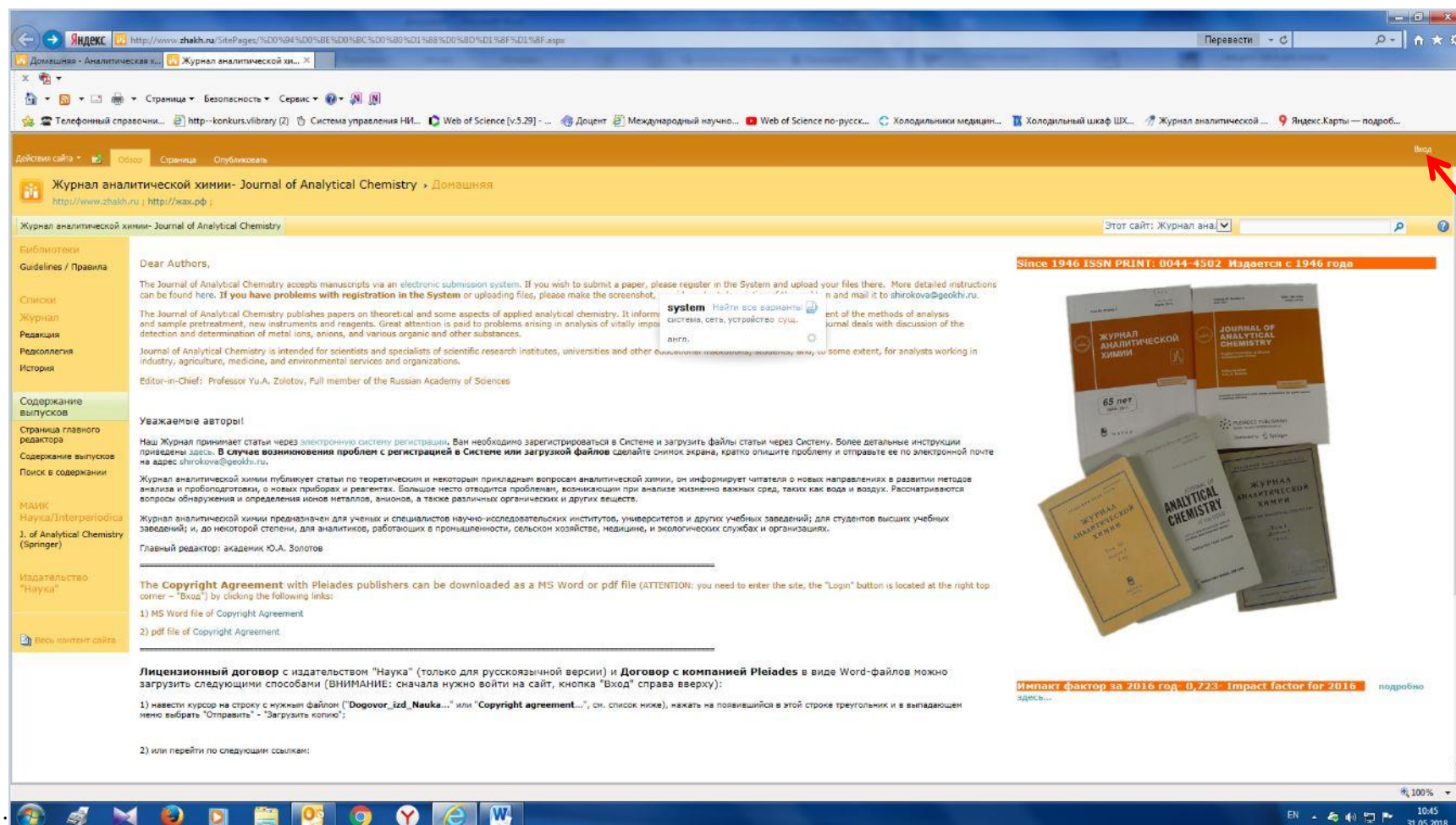


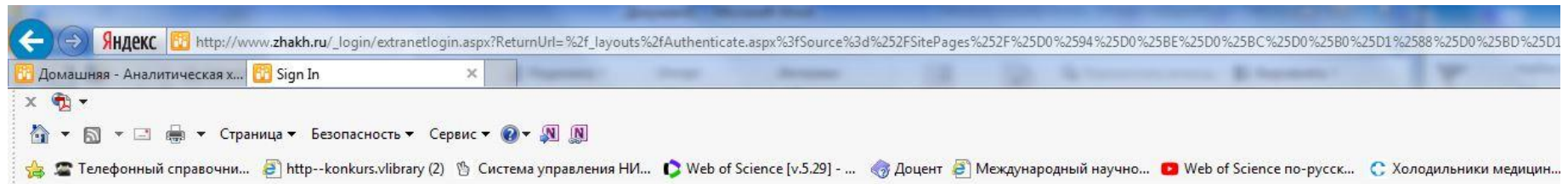
If you forgot your password and cannot login to the Journal website, you may receive a new password. To do that, go to the website of the Journal [www.zhakh.ru](http://www.zhakh.ru):



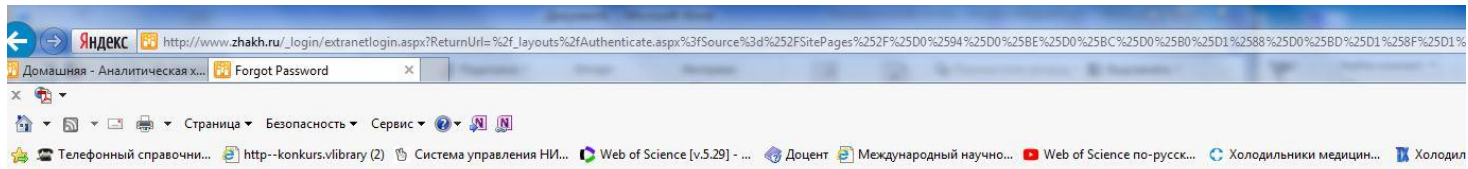
The screenshot shows the homepage of the Journal of Analytical Chemistry. The browser address bar displays the URL <http://www.zhakh.ru/SitePages/%D0%94%D0%BE%D0%BC%D0%BD%D0%8B%D0%8D%D1%8F%D1%8F.aspx>. The page title is "Журнал аналитической химии - Journal of Analytical Chemistry". The main content area includes a "Dear Authors" section with instructions on manuscript submission, a "Уважаемые авторы!" section with information about the journal's scope and editorial board, and a "Лицензионный договор" section with links to download the agreement. On the right side, there is a banner for the journal's 65th anniversary and a list of recent issues. A red arrow points to the "Вход" (Login) button in the top right corner of the page header.

Click on the button located in the upper right corner («Вход», as indicated by the red arrow).

The following window will open:

A login form with the title "Enter your username and password." and a lock icon. The form contains two input fields: "User Name:" and "Password:". Below the input fields are four buttons: "OK", "Forgot Password", "Windows Authentication", and "Register". A red arrow points to the "Forgot Password" button.

Click on the button «Forgot Password». The following screen will be shown:



Enter you email address into the appropriate window. (The address must coincide with that you entered when registering with the Journal site.)

You will be sent a new automatic password for entering the site.

After logging in with the automatically generated password you will be able to change the password (see the figure below). In this figure, the arrow shows the window where you will have to enter the received password. Below you have to enter your new password:

